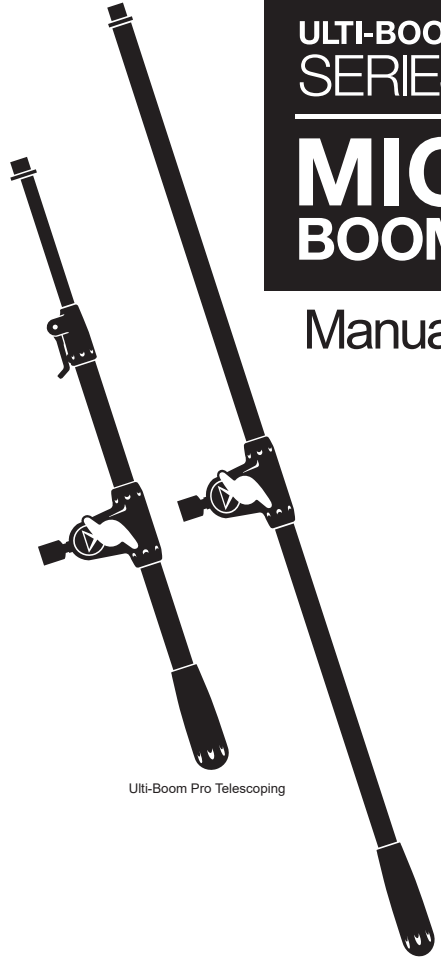


ULTI-BOOM
SERIES

MIC
BOOM

Manual



Ulti-Boom Pro Telescoping

Ulti-Boom Pro Fixed Boom

Visit ultimatesupport.com to download a detailed product manual, read full warranty details and to register for warranty.

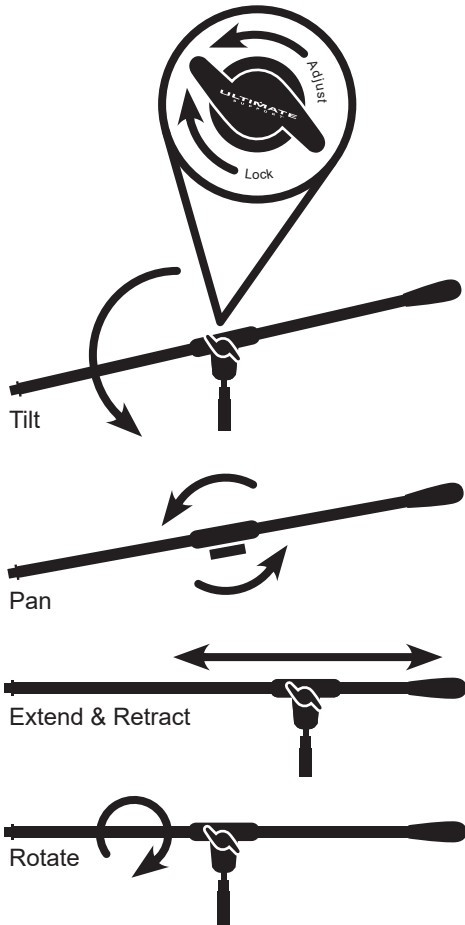
LIMITED LIFETIME WARRANTY

Go to ultimatesupport.com for More Details



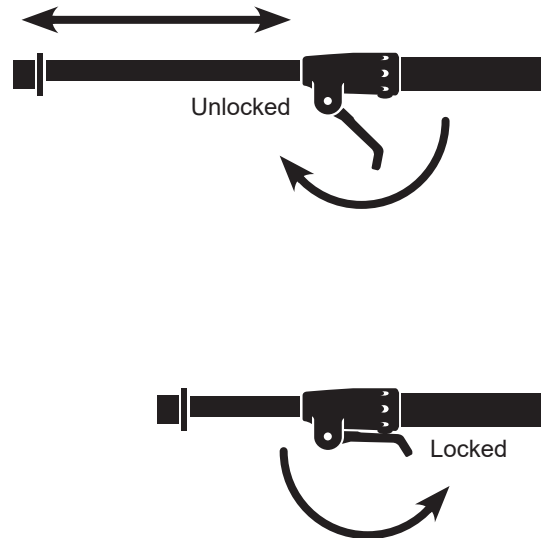
USING ONE TOUCH ADJUSTMENT

Both the fixed and telescoping models will tilt, pan, extend, retract and rotate with one knob adjustment. Once adjusted, tighten the knob to clamp down on the boom arm for a stronger grip, reducing slip.



USING THE STABLELOCK

To extend the telescoping u-shaped tube, pull down on the stablelock lever, then extend or retract the tube. Once in the desired position, push the stablelock lever back up to lock in place.



WARNING: The u-shaped tube does not rotate. Extension, tilt, pan, rotating of the mast tube is handled via one touch adjustment knob.